

# Achieving Educational Excellence

---

## Our Vision

We envision all students in our public schools meeting the rigorous standards set forth by federal and state expectations for academic achievement as well as all community members having opportunities to pursue life-long learning activities and experiences.



## How Are We Doing?

The number of students ready to enter first grade continues to increase. As federal expectations increase regarding student assessment, local students are increasing their accomplishments and successes in passing the state's Standards of Learning (SOL) assessments in grades 3 through 12. Dropout rates remain low, and efforts to increase the graduation rate continue from school divisions.

# First Grade Readiness

Students need to be reading and comprehending on grade level by the end of third grade. Entering first graders need to be ready for reading instruction in order to progress in their reading development and overall achievement in school.

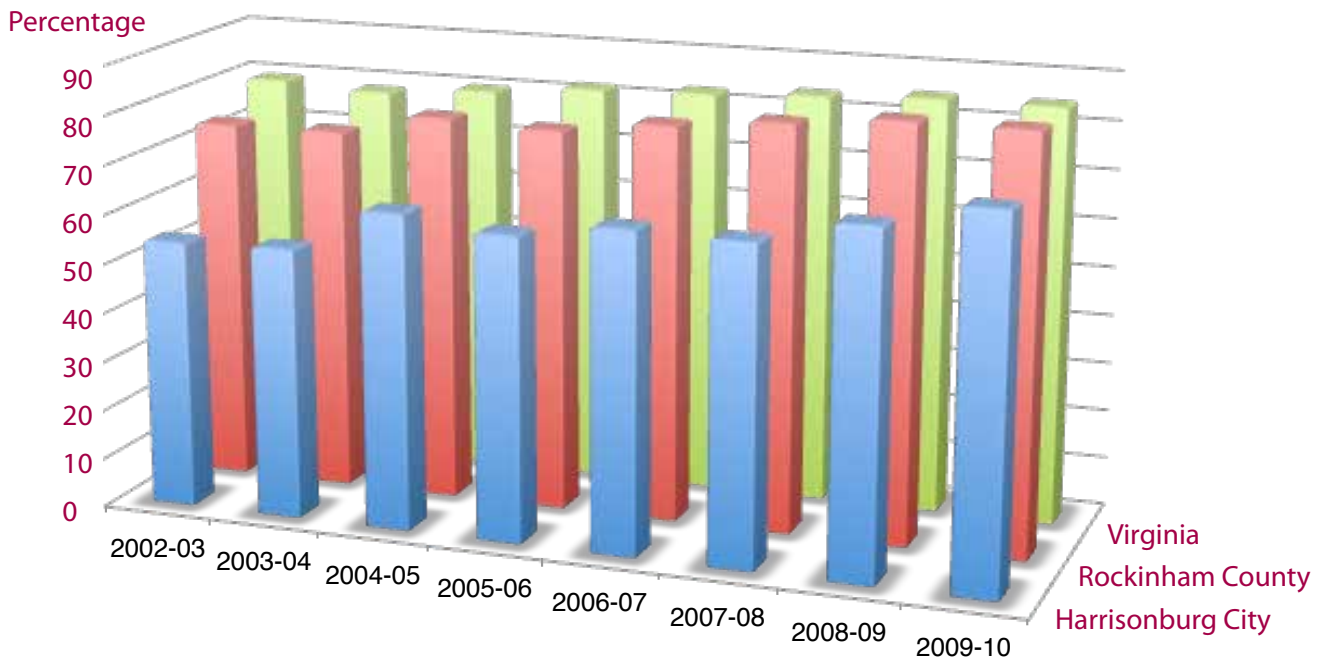
## What does this measure?

Data shows the percentage of kindergarten students who tested ready for first grade according to the Phonological Awareness Literacy Screening (PALS) assessment at the end of the year.

## How are we doing?

At the end of the 2009-10 school year, 75 percent of the Harrisonburg City Public Schools' kindergarten students and 85 percent of the Rockingham County Public Schools' kindergarten students met the state's benchmark score on the PALS assessment, indicating they were ready for reading instruction in first grade. The state average was 85 percent. Longitudinal data shows an increase in the number of kindergarten students who demonstrated readiness since the 2001-02 school year.

Percent of Students Who Tested Ready for First Grade



Source: Phonological Awareness Literacy Screening (PALS),  
University of Virginia: [www.pals.virginia.edu](http://www.pals.virginia.edu)

# Achievement Test Scores

According to the No Child Left Behind federal law, by 2014 all students in public schools will pass Reading and Math state Standards of Learning assessment in grades three through eight and in high school end-of-course assessments.

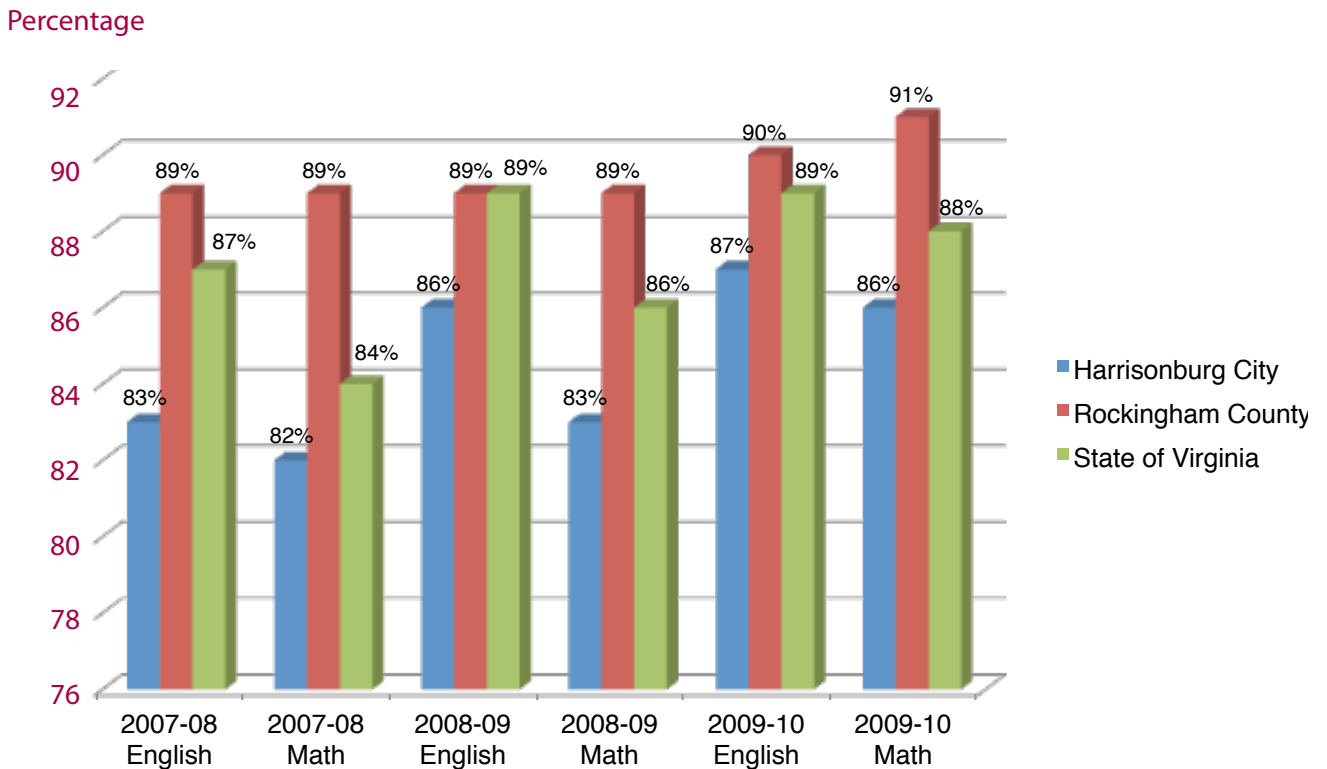
## What does this measure?

Data collected shows the percentage of students in Harrisonburg and Rockingham County Schools who achieved satisfactory scores on the Standards of Learning (SOL) assessments.

## How are we doing?

Students in grades three through eight and end-of-course in high school are assessed by checking for mastery of the SOL. Harrisonburg City and Rockingham County students continue to increase in the percent of students passing their SOL assessments.

Percentage of Students Who Passed SOL Tests



Source: Virginia Department of Education  
Local Education Agency Report Cards  
[www.doe.virginia.gov/VDOE/src/index.shtml](http://www.doe.virginia.gov/VDOE/src/index.shtml)

# High School Completion Rate

The goal is that all students will graduate from high school with skills that will allow them to continue in post graduation education/vocational training and/or be ready to successfully enter the workforce. Achieving this goal will affect personal success and community economics.

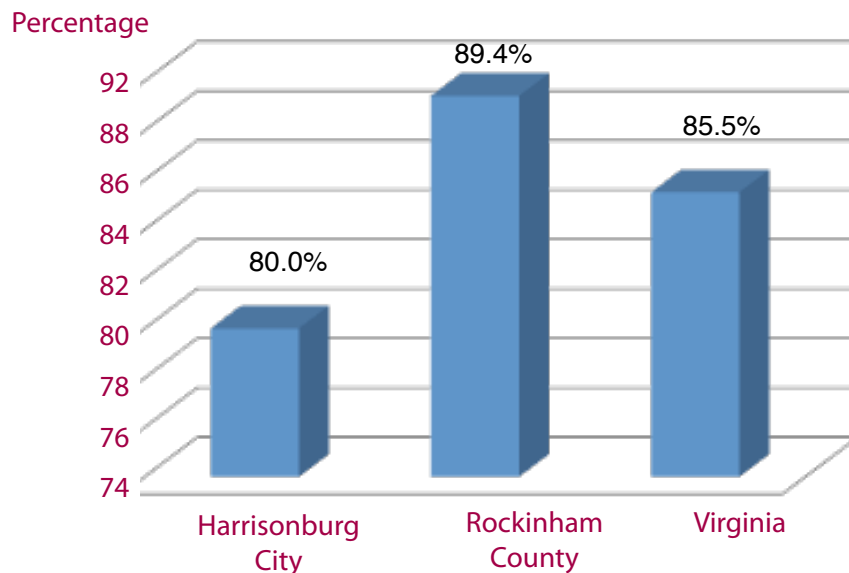
## *What does this measure?*

The data shows the percentage of students completing high school. Federal guidelines require school divisions to report the number of on-time graduates, those students completing high school in four years. A number of local students complete high school in five years or complete an alternative program such as a GED or certificate of completion diploma.

## *How are we doing?*

Even as Virginia schools are more academically focused to meet the stringent expectations of the No Child Left Behind Act, individual student needs and successes remain the central theme of the local schools systems. Area schools continue to increase in the number of students graduating from high school.

Percent of Students Completing High School as of 2009-10  
Virginia's On-time Graduation Rate



Source: Virginia Department of Education, Statistics and Reports  
[http://www.doe.virginia.gov/statistics\\_reports/graduation\\_completion/cohort\\_reports/index.shtml](http://www.doe.virginia.gov/statistics_reports/graduation_completion/cohort_reports/index.shtml)

# Literacy Rate

Employment opportunities, communications, and safety can be affected when an adult has limited literacy skills or is unable to read.

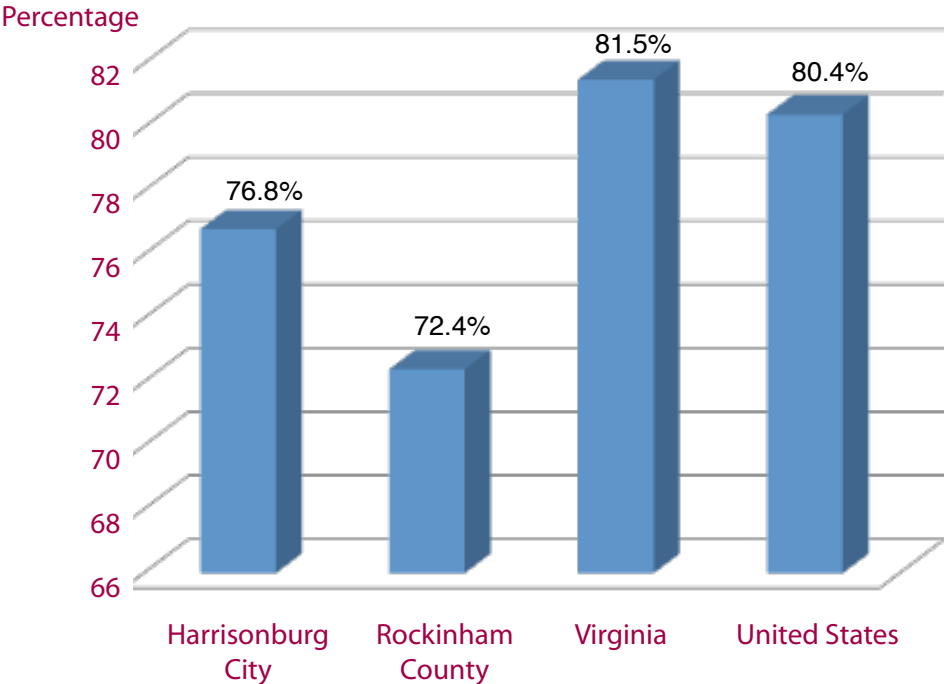
*What does this measure?*

U.S. Census data shows the number of adults, aged 25 and over, who have graduated from high school.

*How are we doing?*

Virginia has a higher rate of adults, 25 years old and over, that have graduated from high school than the United States general population; however, Harrisonburg and Rockingham County have a lower rate than the state of Virginia and United States general population.

Percentage of 25+ Year Olds Who Graduated from High School



Source: <http://quickfacts.census.gov/qfd/states/51000.html>